

UNIVERSITY OF CALIFORNIA, SANTA BARBARA

BERKELEY • DAVIS • IRVINE • LOS ANGELES • MERCED • RIVERSIDE • SAN DIEGO • SAN FRANCISCO



SANTA BARBARA • SANTA CRUZ

OFFICE OF DESIGN & CONSTRUCTION SERVICES and PHYSICAL FACILITIES

CONTRACTING SERVICES

Building 439

Santa Barbara, California 93106-1030

Telephone (805) 893-3356

Fax (805) 893-8592

SENT VIA: ☐ FAX ON THIS DATE
☐ HAND DELIVERY ON THIS DATE
☒ FEDERAL EXPRESS ON THIS DATE
☐ UNITED PARCEL SERVICE ON THIS DATE

HOLDERS OF PLANS AND SPECIFICATIONS:

Associated Students Bike Shop Replacement

Project No. FM090262S/987719

Addendum No. 2

April 15, 2009

Enclosed is **ADDENDUM NO. 2** to the Construction Documents on the above-captioned project.

The Bid date has been changed from Wednesday, April 22, 2009 at 2:30 PM to **Friday, April 24, 2009** at **2:30 PM** to be held at:

CONTRACTING SERVICES
Facilities Management, Bldg. 439,
Door #E, Reception Counter
University of California, Santa Barbara
Santa Barbara, CA 93106-1030.

Late arrivals shall be disqualified. Please allow time for unforeseen traffic delays, securing a parking permit and potential parking problems.

A handwritten signature in black ink, appearing to read 'Anna Galanis'.

Anna Galanis
Director, Contracting Services

ADDENDUM NUMBER 2

to the

Construction Documents

April 15, 2009

GENERAL

The following changes, additions or deletions shall be made to the following document(s) as Indicated; all other conditions shall remain the same.

I ADVERTISEMENT FOR BIDS

Item No.

1. Second page, first sentence beginning with "Bid Deadline", **Change** to read in it's entirety:
"Bid Deadline: Sealed bids must be received on or before 2:30 P.M. on Friday, April 24, 2009.
Sealed Bids will be received only at: Contracting Services, Facilities Management, Building #439, Door #E, Reception Counter, University of California, Santa Barbara, Santa Barbara, California 93106-1030."

II. SUPPLEMENTARY INSTRUCTIONS TO BIDDERS

Item No.

1. Number 4, **Change** to read in it's entirety: "Bids will be received on or before the Bid Deadline: 2:30 P.M. on Friday, April 24, 2009. Sealed Bids will be received only at: Contracting Services, Facilities Management, Building #439, Door #E, Reception Counter, University of California, Santa Barbara, Santa Barbara, California 93106-1030."

III TABLE OF CONTENTS

Item No.

1. **Replace** Table of Contents in its entirety with attached Table of Contents.

IV. SPECIFICATIONS

Item No.

1. SECTION 02100, DEMOLITION, PART I GENERAL, 1.01 DESCRIPTION, A. WORK INCLUDED, ITEM 2. **Replace** in its entirety to read:
 - “2. Cut and remove asbestos cement (“Transite”) storm drain under building pad,
 - a. Contractor shall have a safety meeting with the University’s asbestos lead representative prior to removing transite pipe.
 - b. Pipe removal work to be done per CCR Title 8 Section 1529 and pipe shall not be broken up.
 - c. University shall supply waste bin, contractor shall load and package waste for disposal and coordinate drop-off and pick-up of waste with University’s Representative.”
2. SECTION 13020, PREFABRICATED MODULAR BUILDING, PART 2, MATERIALS PARAGRAPH 2.08, SPECIALTIES, A. INTERIOR SPECIALTIES, 2:
Delete item “2” in its entirety.
3. SECTION 13020, PREFABRICATED MODULAR BUILDING, PART 2, MATERIALS, PARAGRAPH 2.08, SPECIALTIES, A. INTERIOR SPECIALTIES, 3:
Delete item “3” in its entirety.

V. DRAWINGS

Item No.

1. SHEET A0 - PROJECT DESCRIPTION / DATA, SHEET INDEX / CONSULTANTS.
Replace in its entirety with attached drawing SHEET A0 - PROJECT DESCRIPTION / DATA, SHEET INDEX / CONSULTANTS, dated 4/9/09
2. SHEET A1 - SITE PLAN / SITE UTILITIES. **Replace** in its entirety with attached Drawing SHEET A1 - SITE PLAN / SITE UTILITIES, dated 4/9/09.
3. SHEET A2 - FLOOR PLAN & NOTES, DOOR & WINDOW SCHEDULES
Replace in its entirety with attached drawing SHEET A2 - FLOOR PLAN & NOTES, DOOR & WINDOW SCHEDULES, dated 4/9/09.
4. SHEET S2 – FOUNDATION PLAN, NOTES & DETAILS. **Replace** in its entirety with attached drawing SHEET S2 – FOUNDATION PLAN, NOTES & DETAILS, dated 4/9/09.

VI. LIST OF SKETCHES

Item No.

1. **Add** List of Sketches, Attached.

VII. SKETCHES

Item No.

1. **Add** SKETCH NO. 1 - BUILDING WATER SUPPLY, POC, dated April 9, 2009.

Item No.

2. **Add** SKETCH NO. 2 - SANITARY SEWER, CLEANOUT TO GRADE, dated April 9, 2009.

Item No.

3. **Add** SKETCH NO. 3 - STORM DRAIN, A.C. TO HDPE PIPE, dated April 9, 2009.

Item No.

4. **Add** SKETCH NO. 4 - STORM DRAIN, WYE CONNECTIONS, dated April 9, 2009.

Item No.

5. **Add** SKETCH NO. 5 - STORM DRAIN, 45-DEGREE BENDs, dated April 9, 2009.

Item No.

6. **Add** SKETCH NO. 6 - STORM DRAIN, UTILITY TRENCH, dated April 9, 2009.

Item No.

7. **Add** SKETCH NO. 7 - STORM DRAIN - HDPE TO A.C. PIPE, dated April 9, 2009.

VIII. CLARIFICATIONS

Item No.

1. SECTION 03300 CAST-IN-PLACE CONCRETE, PART 2 PRODUCTS, PARAGRAPH 2.01, ARTICLE C. **Clarification:** Aggregate conforming to ASTM 33 and tested for reactivity in accordance with ASTM C1260 and 1293 and meeting the same quality standard as San Gabriel is acceptable. Aggregates from Beerock, Santa Margarita or Grimes Canyon may be considered as meeting the intent of these specifications.
2. SECTION 13020, PREFABRICATED MODULAR BUILDING, PART 1 GENERAL, PARAGRAPH 1.04 REFERENCES, A.. **Clarification:** The referenced standard of construction is California Department of Housing and Community Development.
3. SECTION 13020, PART 2 MATERIALS, PARAGRAPH 2.06 OPENINGS, E. METAL WINDOWS. **Clarification:** Aluminum window frames are furnished with nailing tabs, flanges or equal.
4. SHEET A2 FLOOR PLAN & NOTES/DOOR & WINDOW SCHEDULES, Window Schedule Note 1. **Clarification:** Aluminum window frames are furnished with nailing tabs, flanges or equal.
4. SHEET A4, EXTERIOR ELEVATIONS/BUILDING SECTION, EXTERIOR NOTE 2. **Clarification:** Outside corners are mitered and covered by a sheet metal corner to fit lap. Sheet metal corners are manufactured by Simplicity Tool Co.
5. SHEET E2.0 – ELECTRICAL FLOOR PLANS/LIGHTING COMPLIANCE FORMS, Lighting Note 3. **Clarification:** Blue Box does not interlock with light fixtures or motion sensors.

END OF ADDENDUM NO. 2

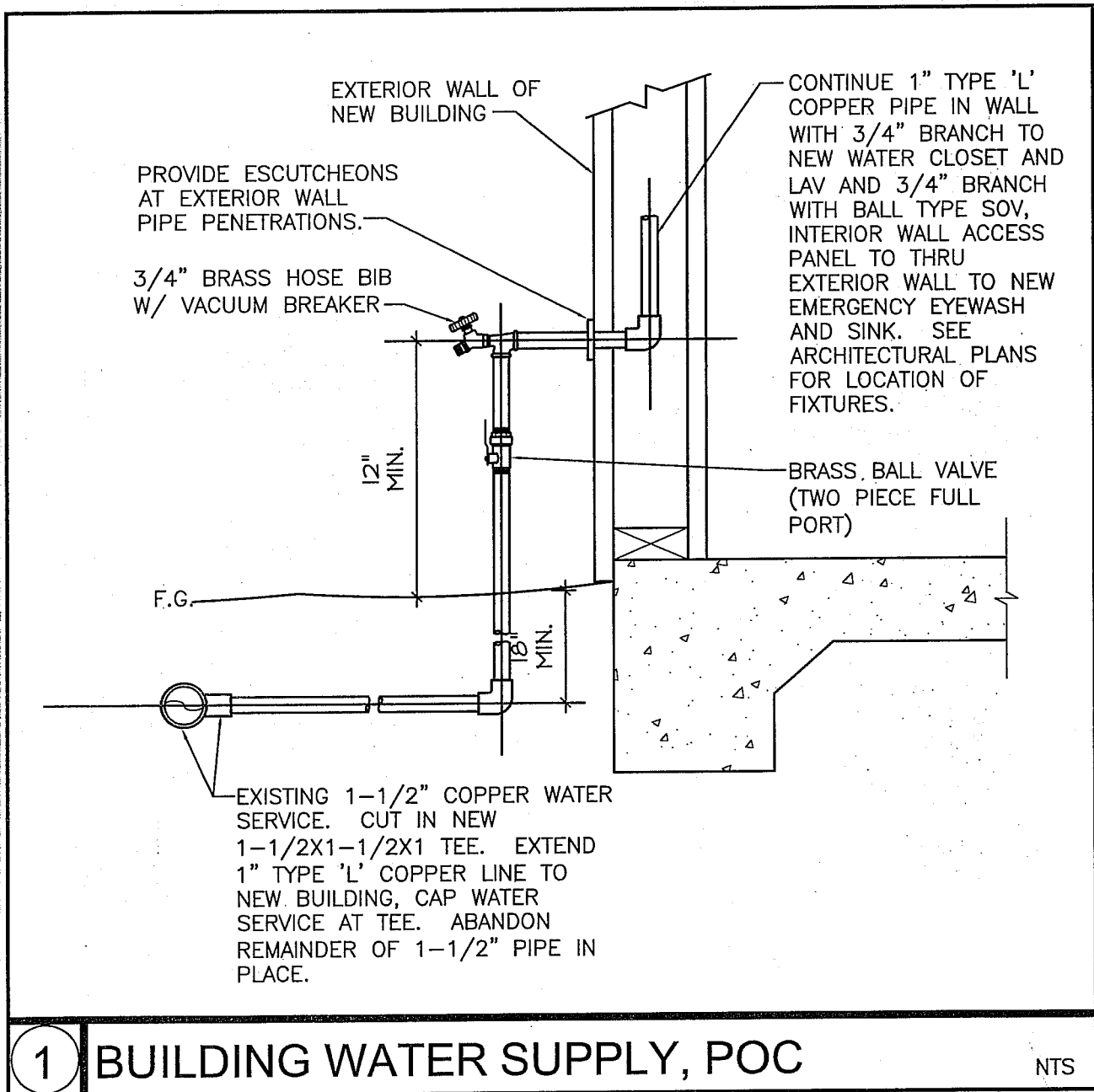
TABLE OF CONTENTS

Cover Page	
Certification	
Table of Contents	
Advertisement for Bids	
Project Directory	
Instructions to Bidders	
Supplementary Instructions to Bidders	
Information Available to Bidders	
Bid Form	
Bid Bond	
Agreement	
General Conditions	
Supplementary Conditions	
Exhibits:	
1.	Certificate of Insurance
2.	Payment Bond
3.	Performance Bond
4.	Application For Payment
5A.	Selection of Retention Options
5B.	Escrow Agreement for Deposit of Securities In Lieu of Retention and Deposit of Retention
6.	Submittal Schedule
7.	Cost Proposal
8.	Field Order
9.	Change Order
10.	Subcontractor's Conditional Waiver and Release Upon Progress Payment
11.	Subcontractor's Unconditional Waiver and Release Upon Progress Payment
12.	Summary of Builder's Risk Insurance Policy
13A.	Distribution of Contract Dollars – Report of Subcontractor Information
13B.	Final Distribution of Contract Dollars
14.	Self Certification - Contractor /Subcontractor Form
15.	Material/Product Substitution Request
16.	Automatic Sprinkler Systems - Contractor's Material and Test Certificate for Underground Piping
17.	Automatic Sprinkler Systems - Contractor's Material and Test Certification for Aboveground Piping
18.	Certificate of Substantial Completion
19.	Subcontractor's Conditional Waiver and Release Upon Final Payment
20.	Subcontractor's Unconditional Waiver and Release Upon Final Payment
21.	Contractor Claim Certification
22.	Subcontractor Claim Certification
Specifications	
List of Drawings	
Drawings (Under Separate Cover)	
List of Sketches	
Sketches	

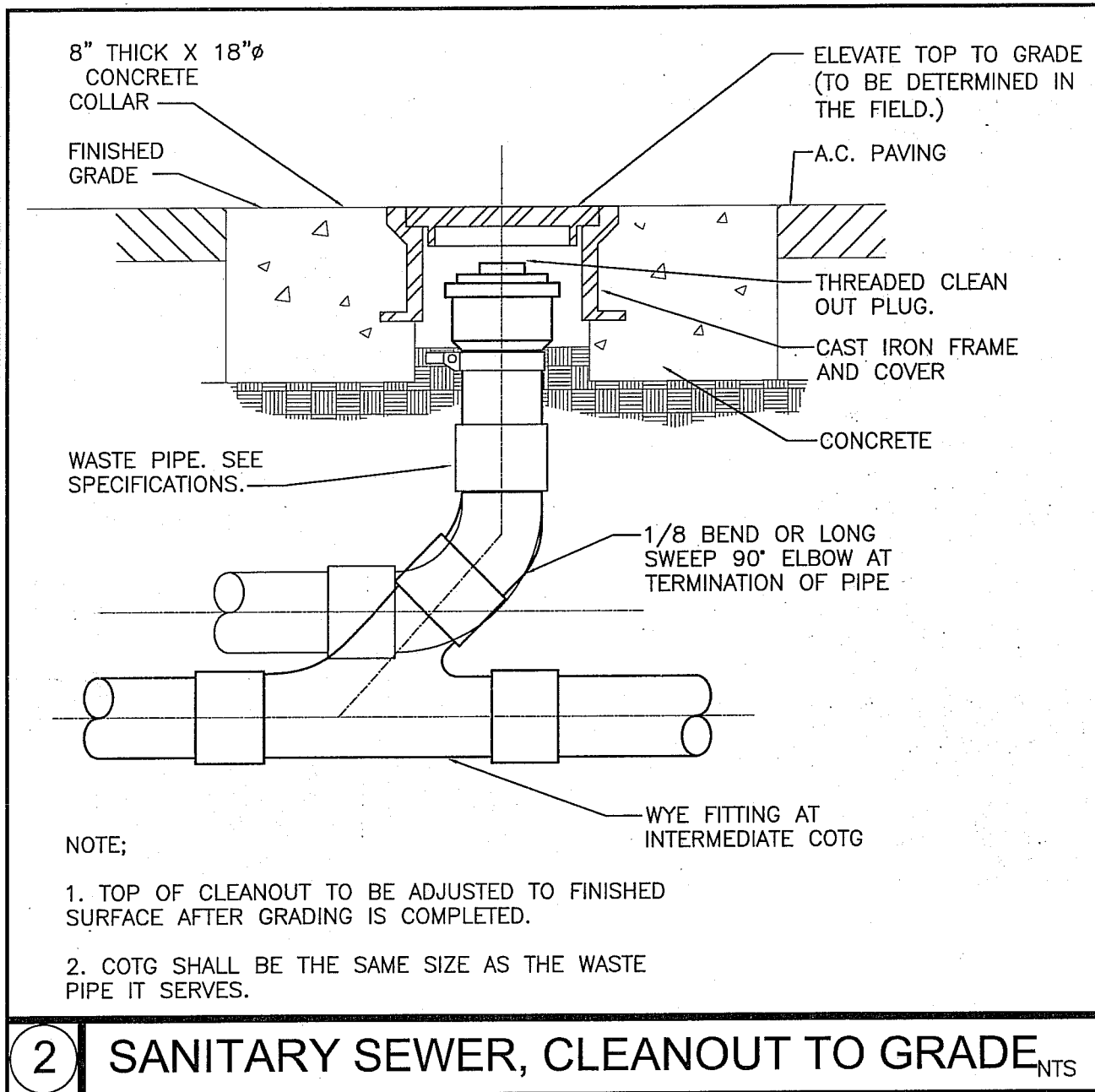
LIST OF SKETCHES

1. SKETCH NO. 1 - BUILDING WATER SUPPLY, POC, dated April 9, 2009.
2. SKETCH NO. 2 - SANITARY SEWER, CLEANOUT TO GRADE, dated April 9, 2009.
3. SKETCH NO. 3 - STORM DRAIN, A.C. TO HDPE PIPE, dated April 9, 2009.
4. SKETCH NO. 4 - STORM DRAIN, WYE CONNECTIONS, dated April 9, 2009.
5. SKETCH NO. 5 - STORM DRAIN, 45-DEGREE BENDS, dated April 9, 2009.
6. SKETCH NO. 6 - STORM DRAIN, utility TRENCH, dated April 9, 2009.
7. SKETCH NO. 7 - STORM DRAIN - HDPE TO A.C. PIPE, dated April 9, 2009.

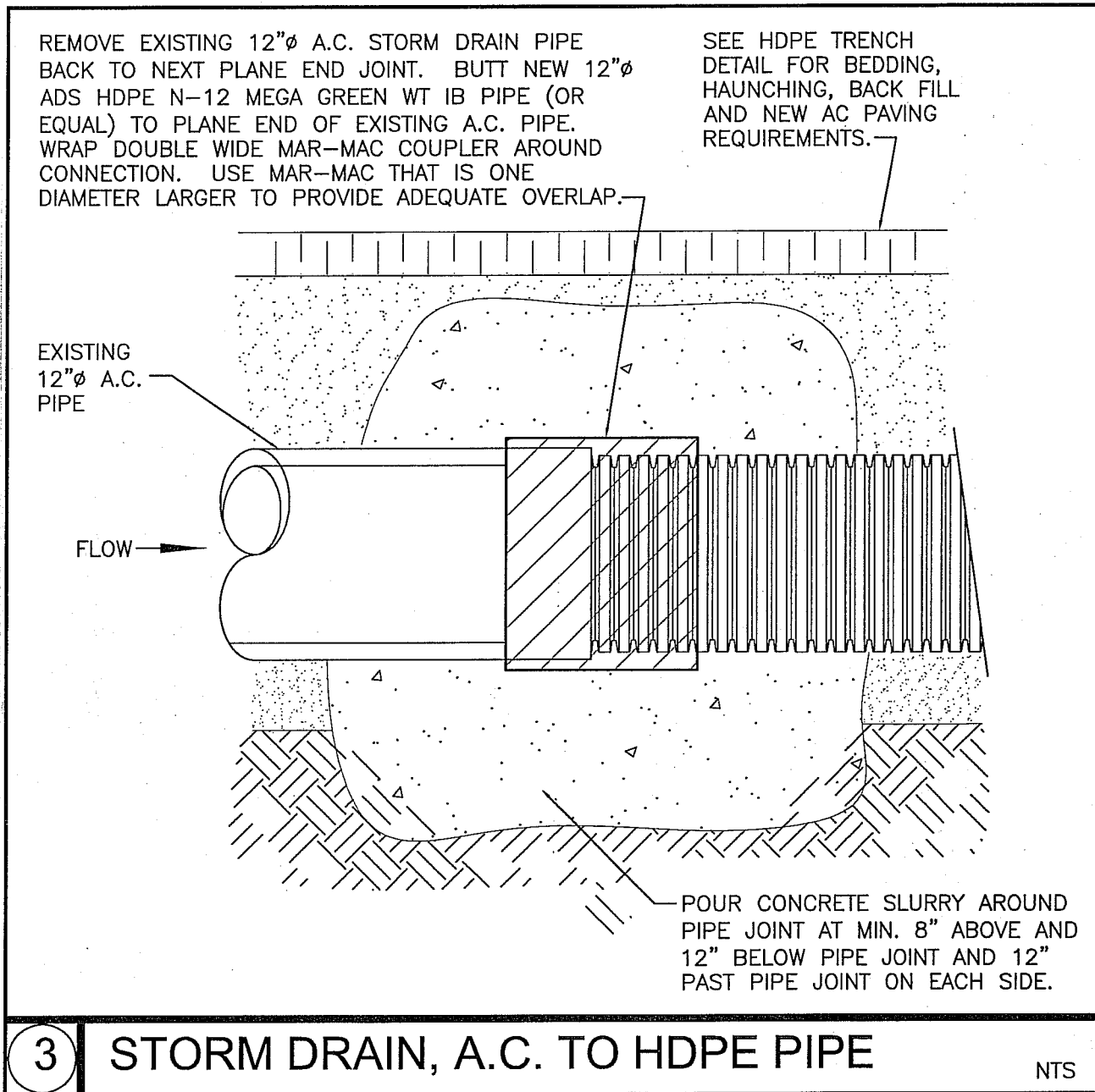
SKETCH NO. 1



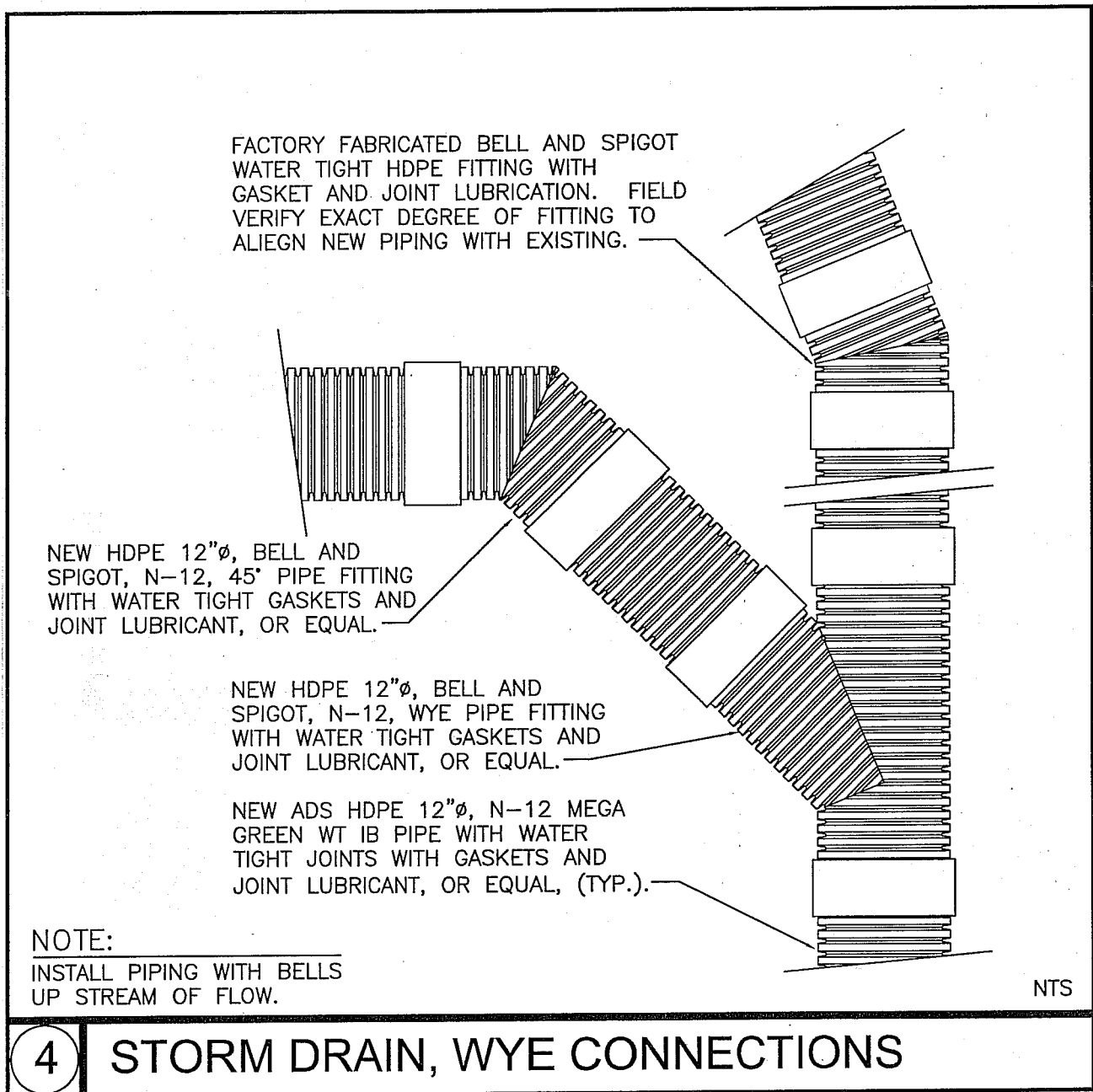
SKETCH NO. 2



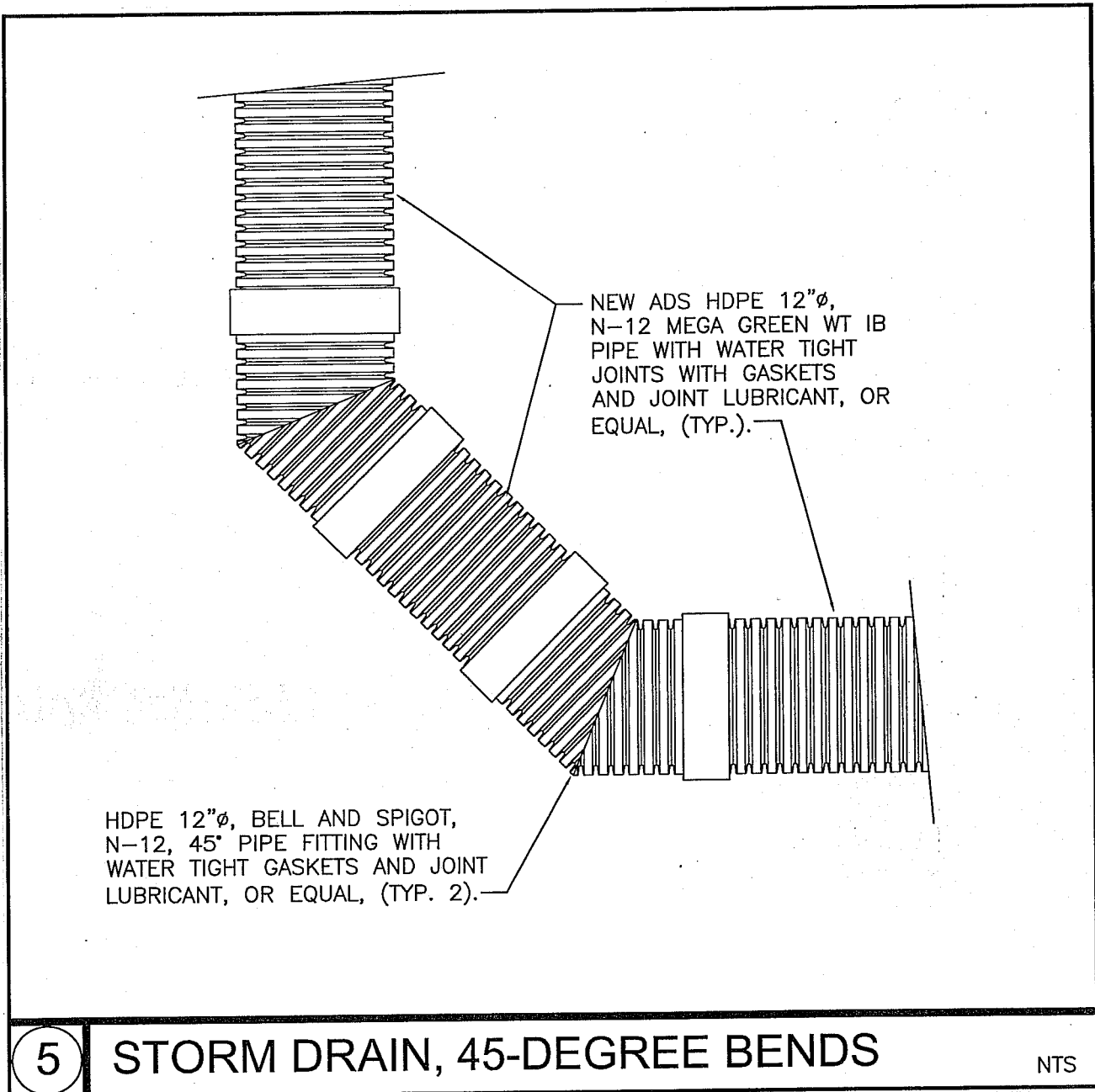
SKETCH NO. 3



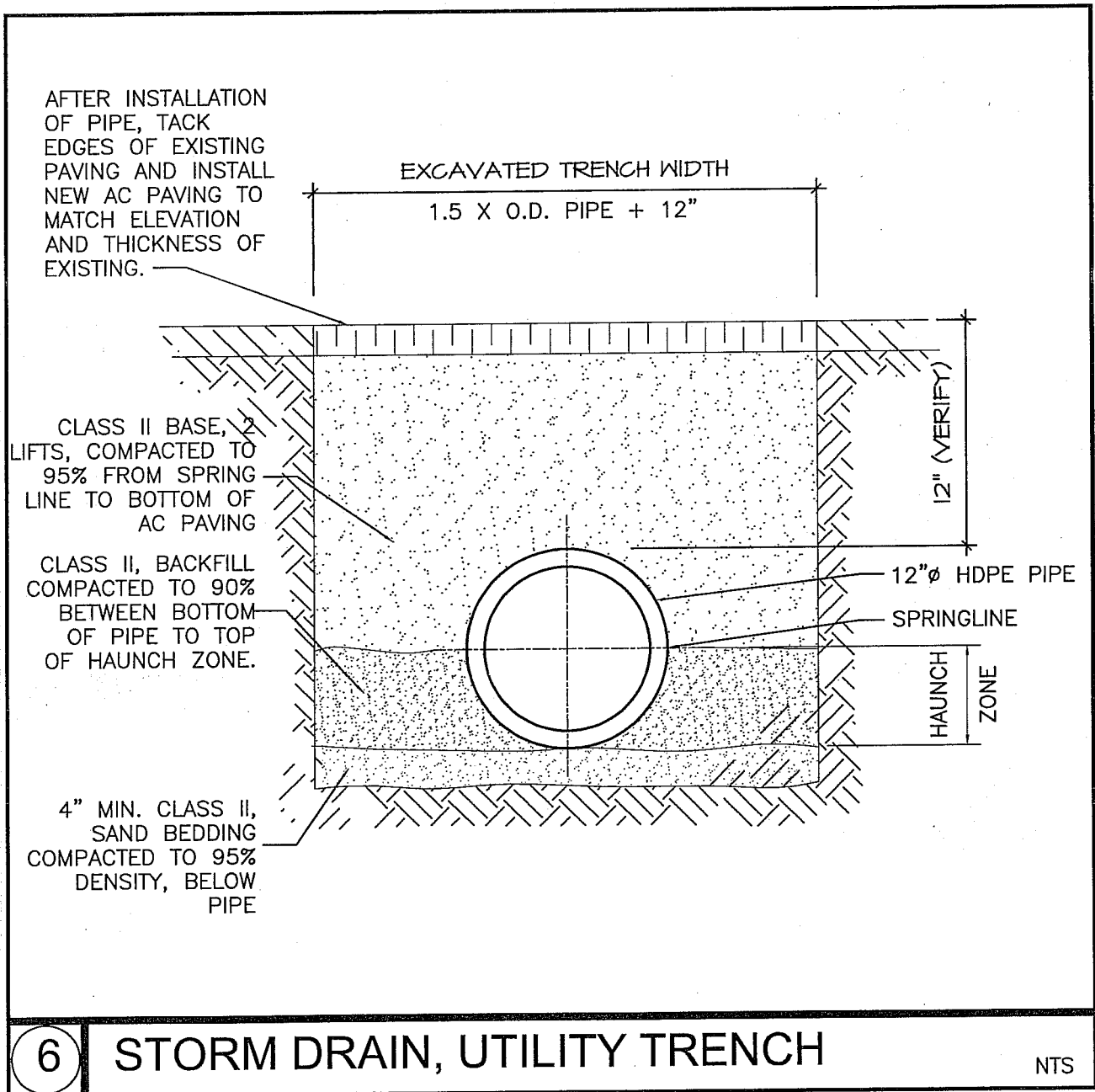
SKETCH NO. 4



SKETCH NO. 5



SKETCH NO. 6



SKETCH NO. 7

